

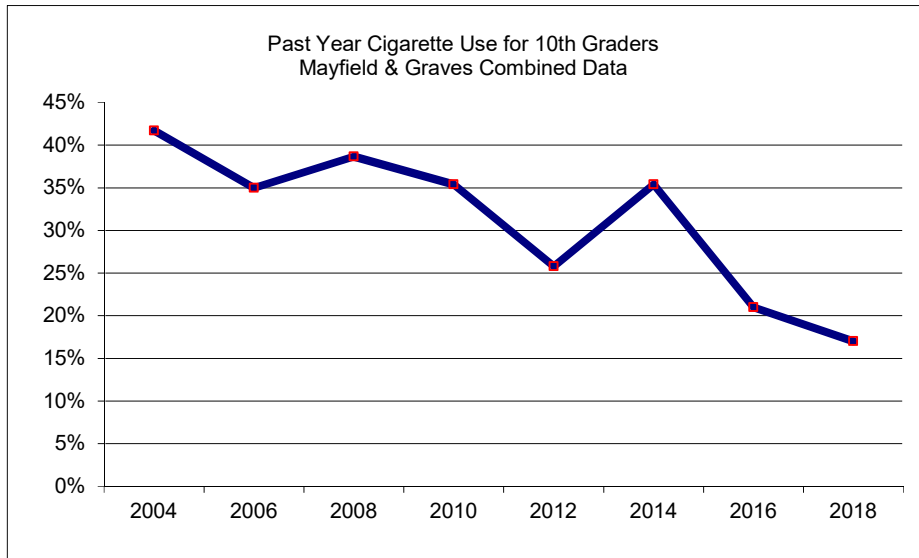
Graves County Agency for Substance Abuse Policy Prevention

Cigarettes trend data for Mayfield & Graves combined data
10th Grade
Past Year Use

Question - How frequently have you smoked cigarettes during the past 12 months?

Percent that answered at least one occasion

2004	41.71%
2006	35.00%
2008	38.67%
2010	35.40%
2012	25.81%
2014	35.40%
2016	21.00%
2018	17.00%

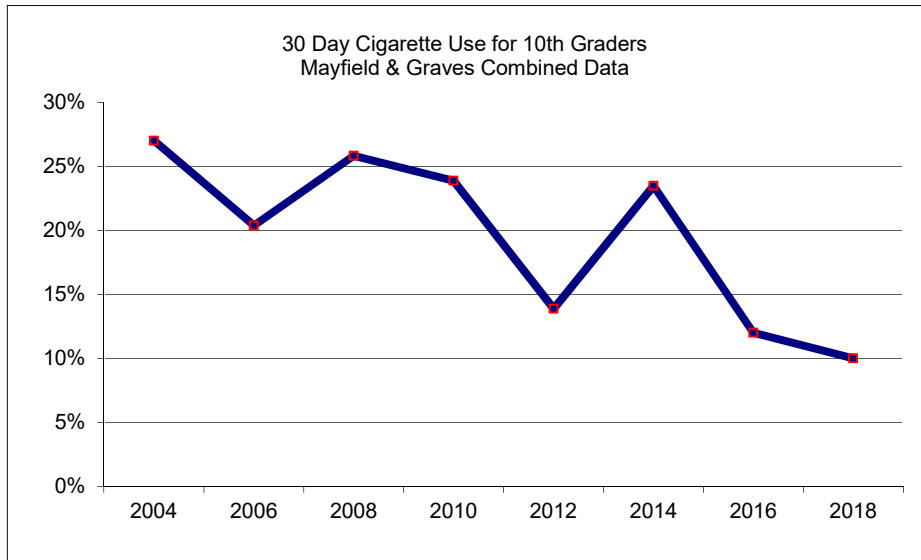


Cigarettes trend data for Mayfield & Graves combined data
10th Grade
30 Day Use

Question - How frequently have you smoked cigarettes during the past 30 days?

Percent that answered at least one occasion

2004	27.01%
2006	20.36%
2008	25.83%
2010	23.86%
2012	13.86%
2014	23.48%
2016	12.00%
2018	10.00%

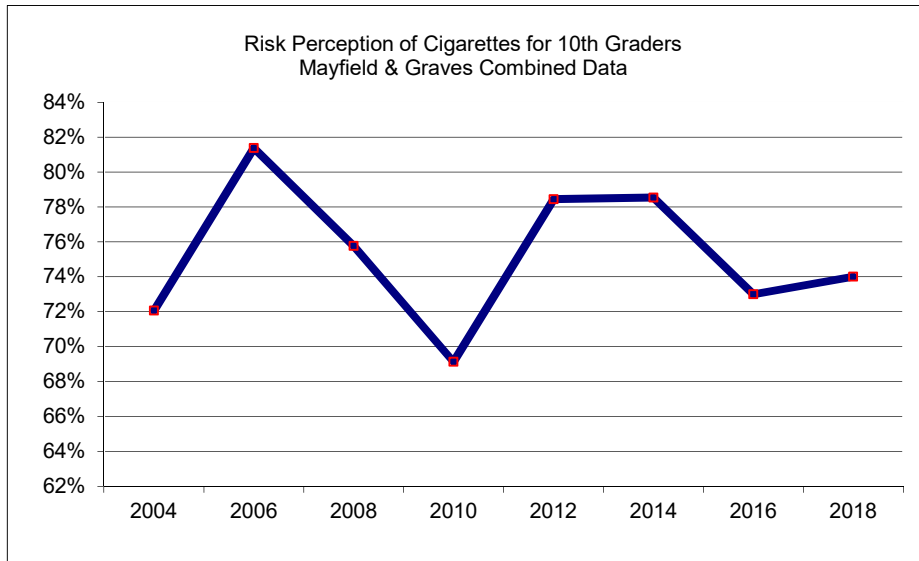


Cigarettes trend data for Mayfield & Graves combined data
10th Grade
Risk Perception

Question - How much do you think people risk harming themselves (physically or in other ways) if they smoke one or more packs of cigarettes per day?

Percent that answered 'moderate risk' or 'great risk'

2004	72.07%
2006	81.38%
2008	75.76%
2010	69.13%
2012	78.45%
2014	78.54%
2016	73.00%
2018	74.00%

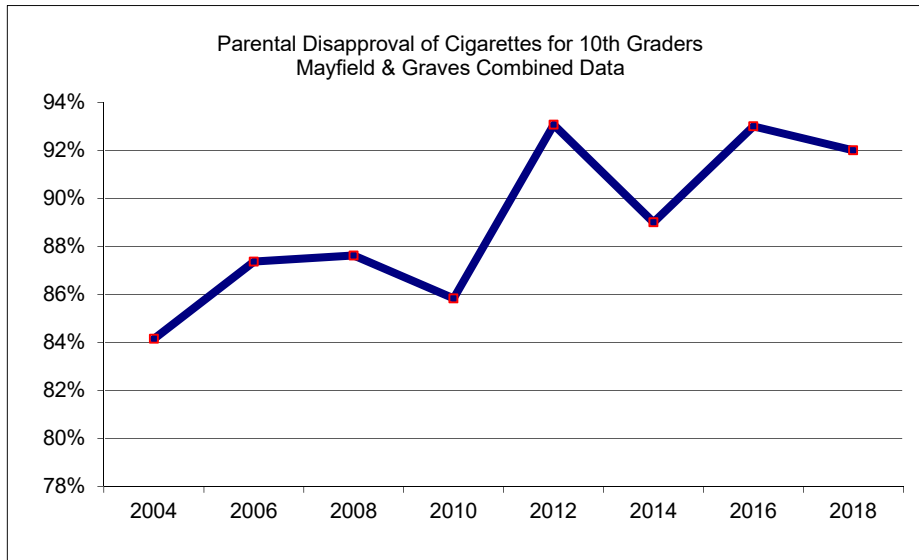


Cigarettes trend data for Mayfield & Graves combined data
10th Grade
Parental Disapproval

Question - How wrong do your parents feel it would be for you to smoke cigarettes?

Percent that answered 'Wrong' or 'Very Wrong'

2004	84.15%
2006	87.36%
2008	87.61%
2010	85.82%
2012	93.07%
2014	89.00%
2016	93.00%
2018	92.00%

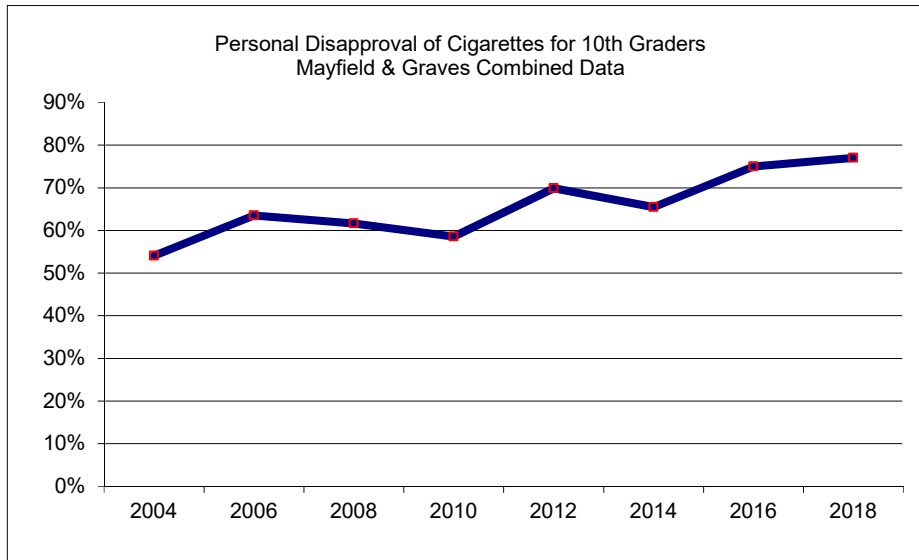


Cigarettes trend data for Mayfield & Graves combined data
10th Grade
Personal Disapproval

Question - How wrong do you think it is for someone your age to smoke cigarettes?

Percent that answered 'Wrong' or 'Very Wrong'

2004	54.07%
2006	63.51%
2008	61.67%
2010	58.60%
2012	69.87%
2014	65.44%
2016	75.00%
2018	77.00%

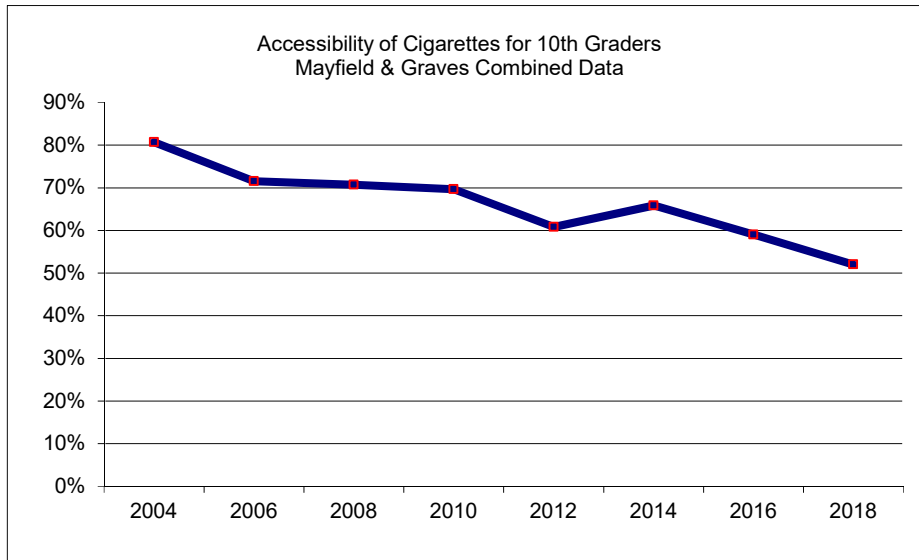


Cigarettes trend data for Mayfield & Graves combined data
10th Grade
Accessibility

Question - If you wanted to get some cigarettes, how easy would it be for you to get some?

Percent that answered 'Sort of easy' or 'Very easy'

2004	80.71%
2006	71.52%
2008	70.71%
2010	69.66%
2012	60.85%
2014	65.81%
2016	59.00%
2018	52.00%

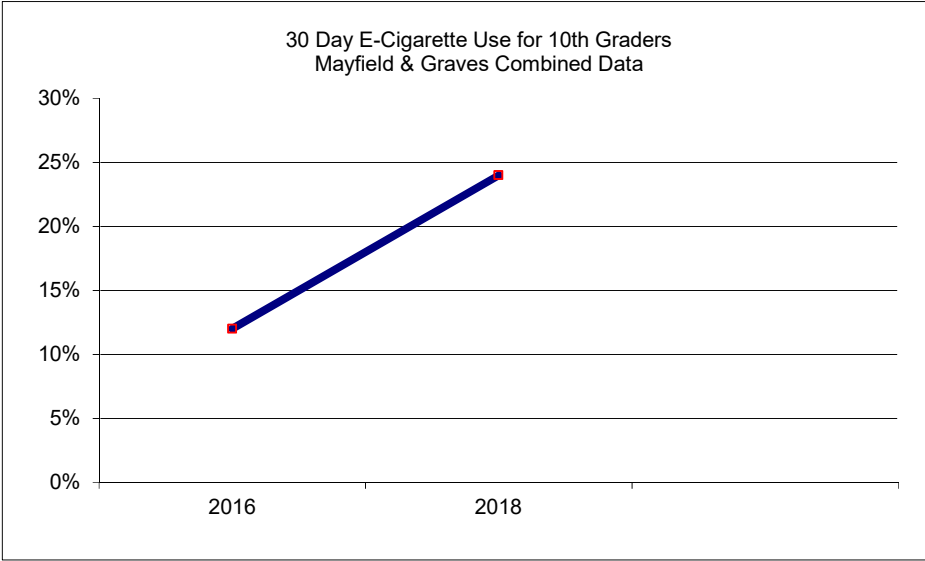


E-Cigarette trend data for Mayfield & Graves combined data
10th Grade
30 Day Use

Question - During the past 30 days used at least one day?

Percent that answered at least one day of 30

2016	12.00%	Baseline data
2018	24.00%	



E-Cigarette trend data for Mayfield & Graves combined data
10th Grade
Risk Perception

Question - How much do you think people risk harming themselves (physically or in other ways) if they vape/use e-cigarettes on some days but not everyday?

Percent that answered 'moderate risk' or 'great risk'

No data before 2018
2018 41.00%

