

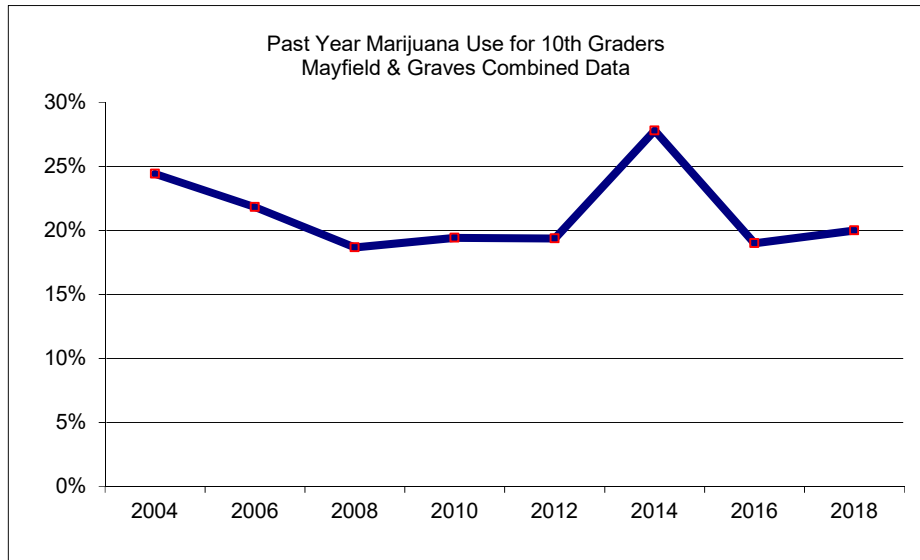
Graves County Agency for Substance Abuse Policy Prevention

Marijuana trend data for Mayfield & Graves combined data
10th Grade
Past Year Use

Question - On how many occasions in the past 12 months have you used marijuana?

Percent that answered at least one occasion

2004	24.41%
2006	21.83%
2008	18.67%
2010	19.42%
2012	19.37%
2014	27.81%
2016	19.00%
2018	20.00%



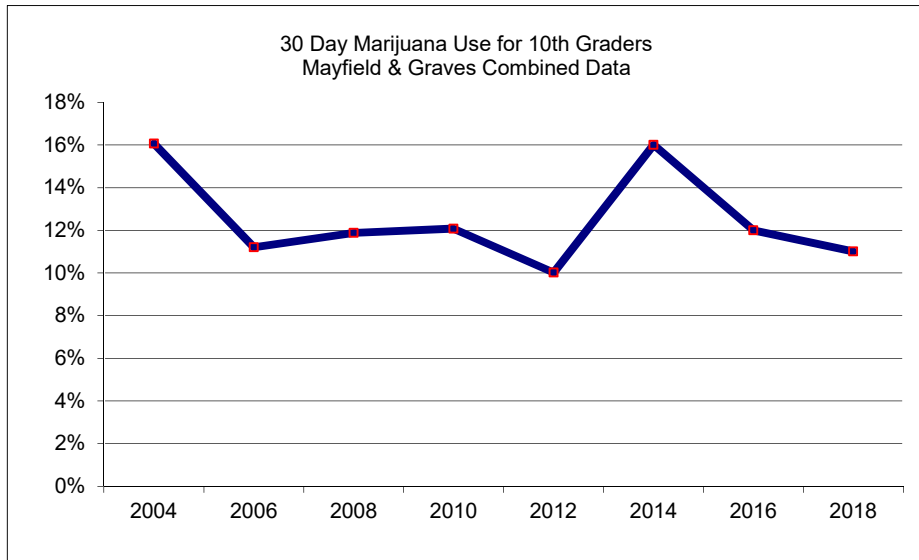
416 Central Avenue
Mayfield KY 42066
270-247-3553 x248
www.gcasap.org
lauren@gcasap.org

Marijuana trend data for Mayfield & Graves combined data
10th Grade
30 Day Use

Question - On how many occasions in the past 30 days have you used marijuana?

Percent that answered at least one occasion

2004	16.06%
2006	11.21%
2008	11.88%
2010	12.08%
2012	10.02%
2014	16.00%
2016	12.00%
2018	11.00%

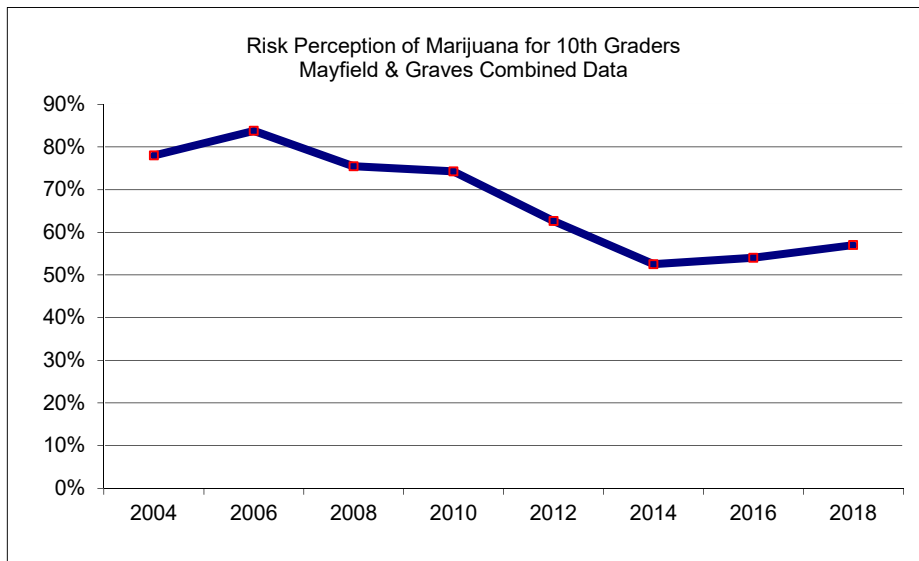


Marijuana trend data for Mayfield & Graves combined data
10th Grade
Risk Perception

Question - How much do you think people risk harming themselves (physically or in other ways) if they smoke marijuana regularly?

Percent that answered 'moderate risk' or 'great risk'

2004	78.00%
2006	83.80%
2008	75.46%
2010	74.23%
2012	62.63%
2014	52.46%
2016	54.00%
2018	57.00%

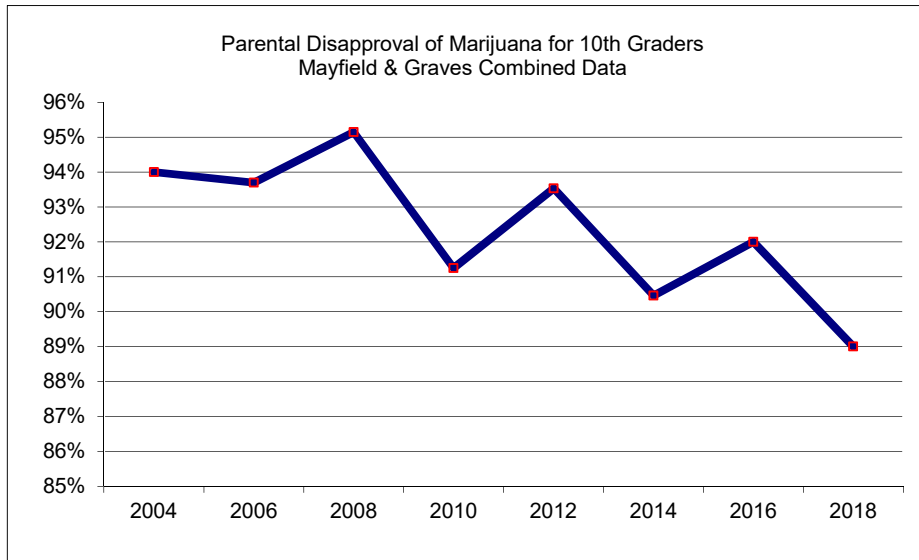


Marijuana trend data for Mayfield & Graves combined data
10th Grade
Parental Disapproval

Question - How wrong do your parents feel it would be for you to smoke marijuana?

Percent that answered 'Wrong' or 'Very Wrong'

2004	94.00%
2006	93.70%
2008	95.15%
2010	91.25%
2012	93.53%
2014	90.46%
2016	92.00%
2018	89.00%

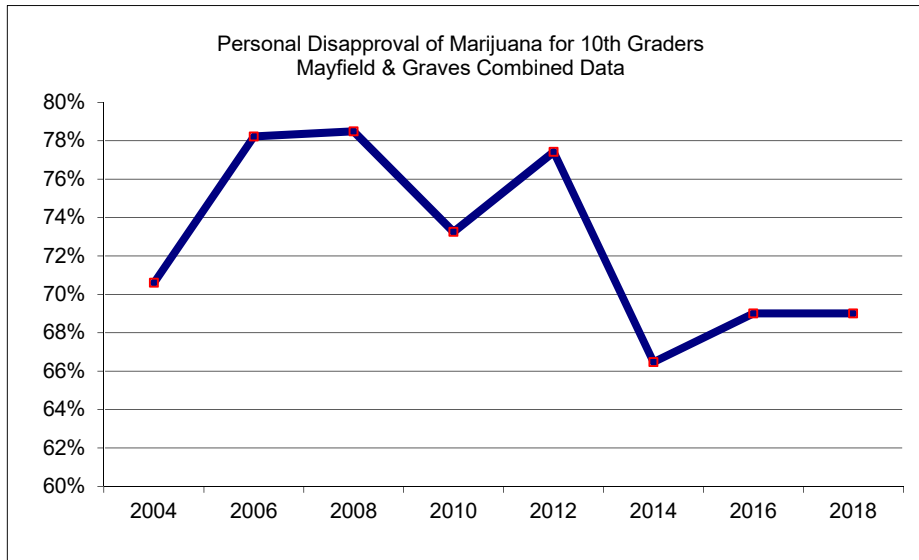


Marijuana trend data for Mayfield & Graves combined data
10th Grade
Personal Disapproval

Question - How wrong do you think it is for someone your age to smoke marijuana?

Percent that answered 'Wrong' or 'Very Wrong'

2004	70.60%
2006	78.21%
2008	78.48%
2010	73.24%
2012	77.41%
2014	66.46%
2016	69.00%
2018	69.00%



Marijuana trend data for Mayfield & Graves combined data
10th Grade
Accessibility

Question - How easy would it be for you to get some marijuana?

Percent that answered 'Sort of easy' or 'Very easy'

2004	55.15%
2006	48.66%
2008	47.56%
2010	46.72%
2012	43.34%
2014	48.25%
2016	45.00%
2018	49.00%

