

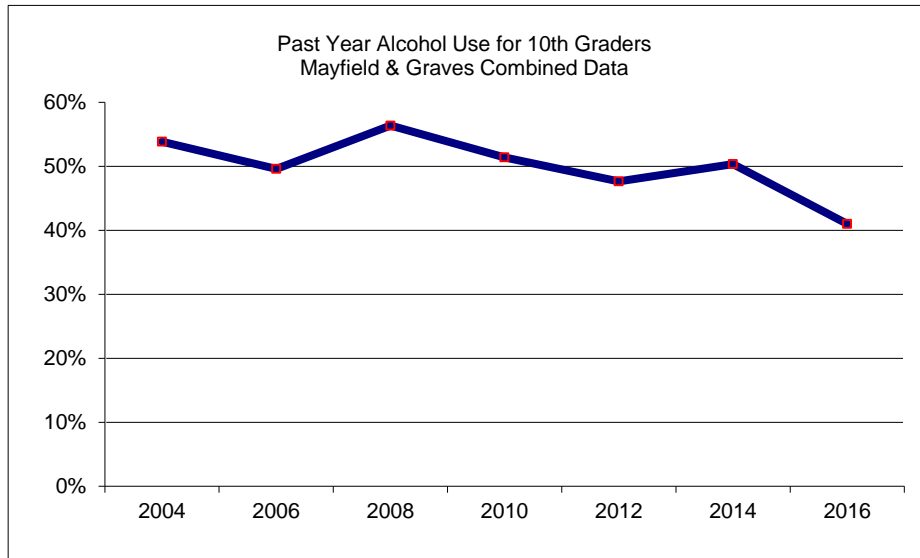
Graves County Agency for Substance Abuse Policy Prevention

Alcohol trend data for Mayfield & Graves combined data
10th Grade
Past Year Use

Question - On how many occasions (if any) have you had alcoholic beverages (beer, wine, or hard liquor) to drink--more than just a few sips in the past 12 months?

Percent that answered at least one occasion

2004	53.87%
2006	49.61%
2008	56.37%
2010	51.38%
2012	47.66%
2014	50.37%
2016	41.00%

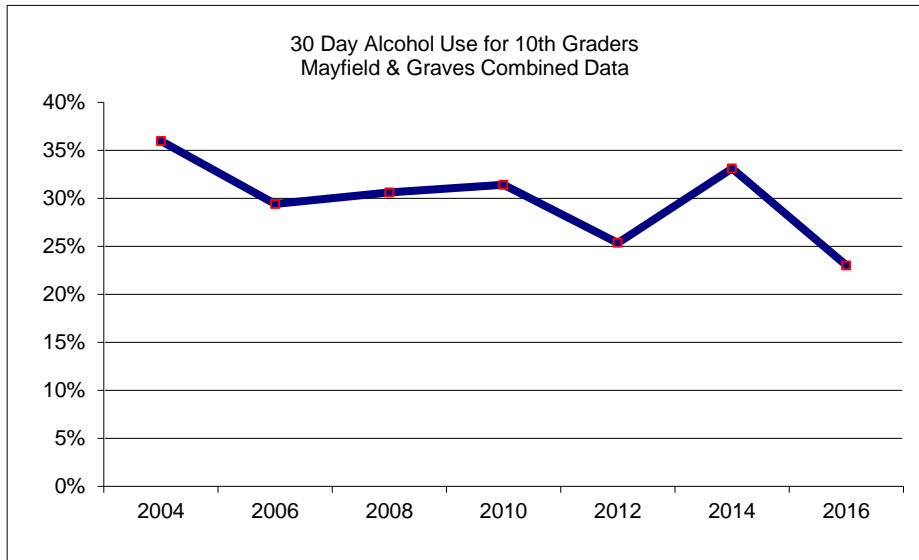


Alcohol trend data for Mayfield & Graves combined data
10th Grade
30 Day Use

Question - On how many occasions (if any) have you had alcoholic beverages (beer, wine, or hard liquor) to drink--more than just a few sips in the past 30 days?

Percent that answered at least one occasion

2004	35.97%
2006	29.40%
2008	30.60%
2010	31.41%
2012	25.35%
2014	33.10%
2016	23.00%

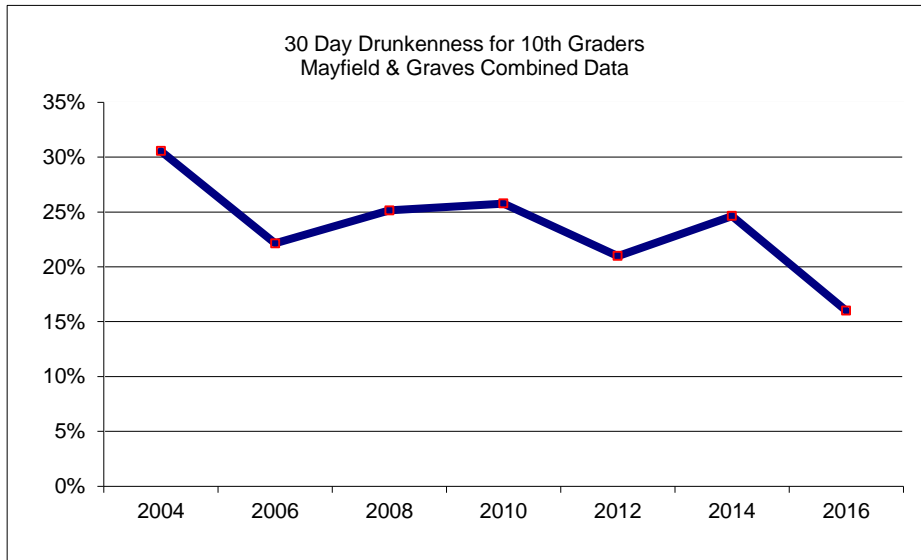


Alcohol trend data for Mayfield & Graves combined data
10th Grade
Drunkenness

Question - On how many occasions during the past 30 days have you been drunk or very high from alcoholic beverages?

Percent that answered at least one occasion

2004	30.56%
2006	22.14%
2008	25.14%
2010	25.77%
2012	20.99%
2014	24.64%
2016	16.00%

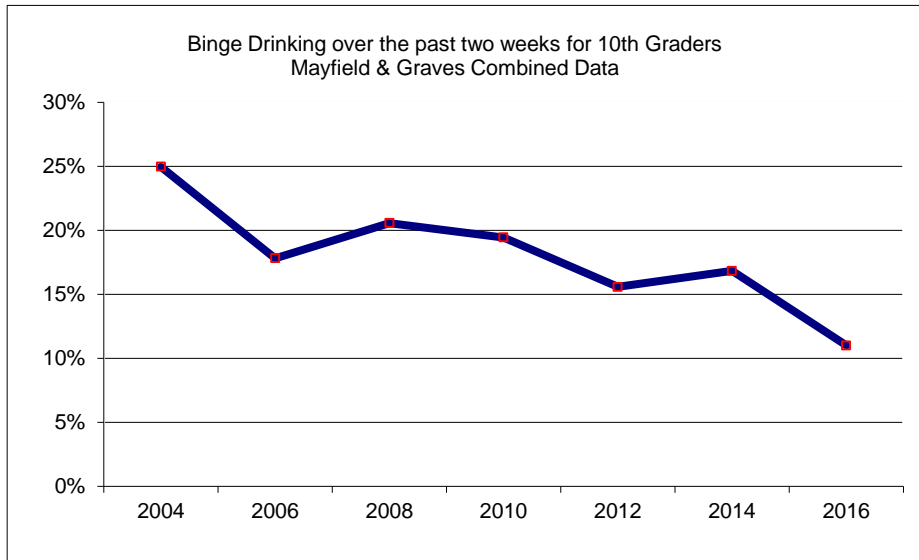


Alcohol trend data for Mayfield & Graves combined data
10th Grade
Binge Drinking

Question - Think back over the last two weeks. How many times (if any) have you had five or more alcoholic drinks in a row?

Percent that answered at least one occasion

2004	24.97%
2006	17.81%
2008	20.57%
2010	19.44%
2012	15.58%
2014	16.83%
2016	11.00%



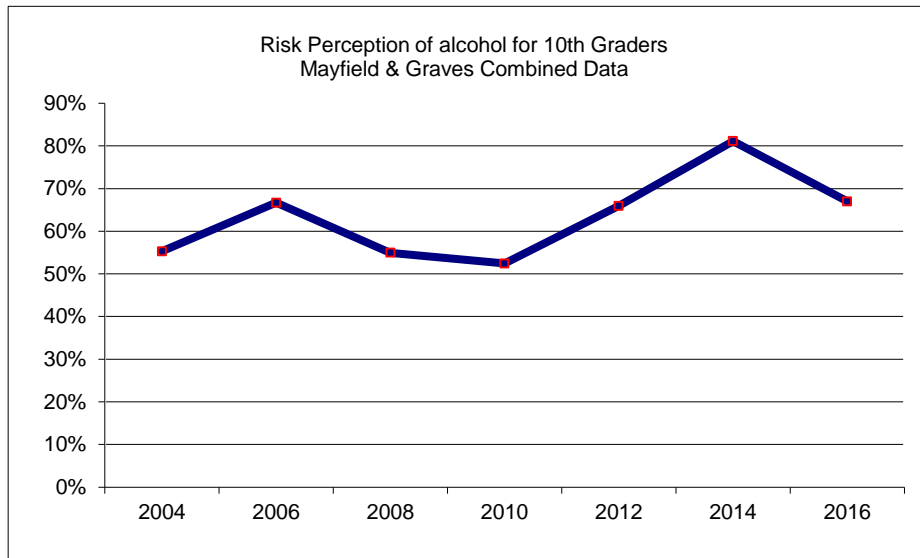
Alcohol trend data for Mayfield & Graves combined data
10th Grade
Risk Perception

Question used from 2004 to 2012 -How much do you think people risk harming themselves if they take one or two drinks of an alcoholic beverage(beer, wine, liquor) nearly everyday?

Question used in 2014-beyond -How much do you think people risk harming themselves (physically or in other ways) if they have five or more drinks of an alcoholic beverage once or twice a week?

Percent that answered 'moderate risk' or 'great risk'

2004	55.28%	
2006	66.67%	
2008	54.96%	
2010	52.42%	
2012	65.95%	
2014	81.13%	**New question used this year
2016	67.00%	

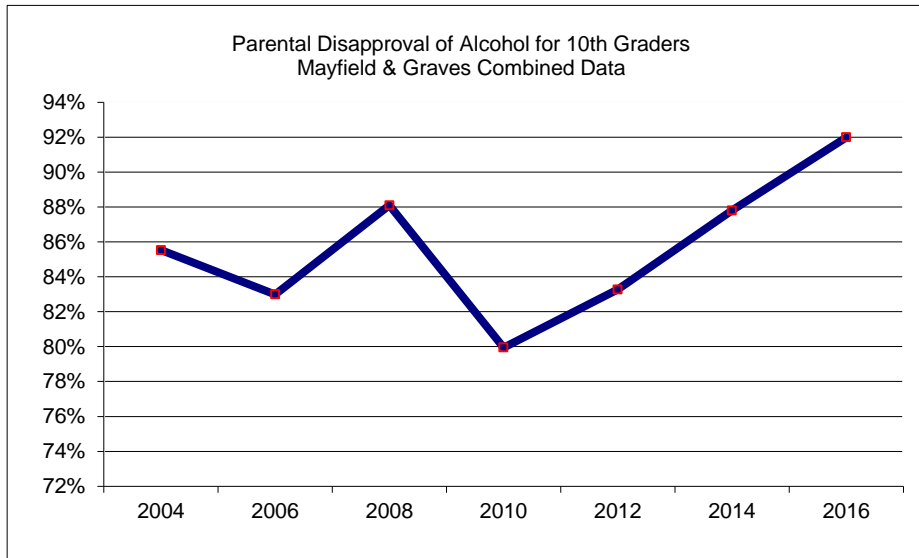


Alcohol trend data for Mayfield & Graves combined data
10th Grade
Parental Disapproval

Question - How wrong do your parents feel it would be for you to drink beer, wine, or hard liquor (for example, vodka, whiskey, or gin) regularly?

Percent that answered 'Wrong' or 'Very Wrong'

2004	85.53%
2006	82.99%
2008	88.10%
2010	79.95%
2012	83.28%
2014	87.81%
2016	92.00%

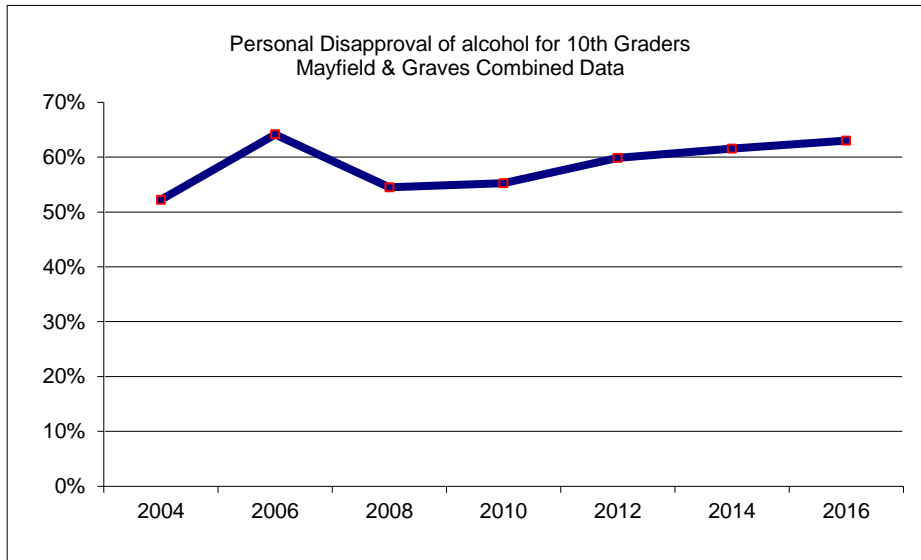


Alcohol trend data for Mayfield & Graves combined data
10th Grade
Personal Disapproval

Question - How wrong do you think it is for someone your age to drink beer, wine, or hard liquor (vodka, gin, etc.) regularly?

Percent that answered 'Wrong' or 'Very Wrong'

2004	52.22%
2006	64.15%
2008	54.48%
2010	55.25%
2012	59.85%
2014	61.56%
2016	63.00%



Alcohol trend data for Mayfield & Graves combined data
10th Grade
Accessibility

Question - If you wanted to get some beer, wine, or hard liquor (for example: vodka, whiskey, or gin), how easy would it be for you to get some?

Percent that answered 'Sort of easy' or 'Very easy'

2004	66.21%
2006	64.87%
2008	62.71%
2010	64.36%
2012	61.96%
2014	62.08%
2016	58.00%

